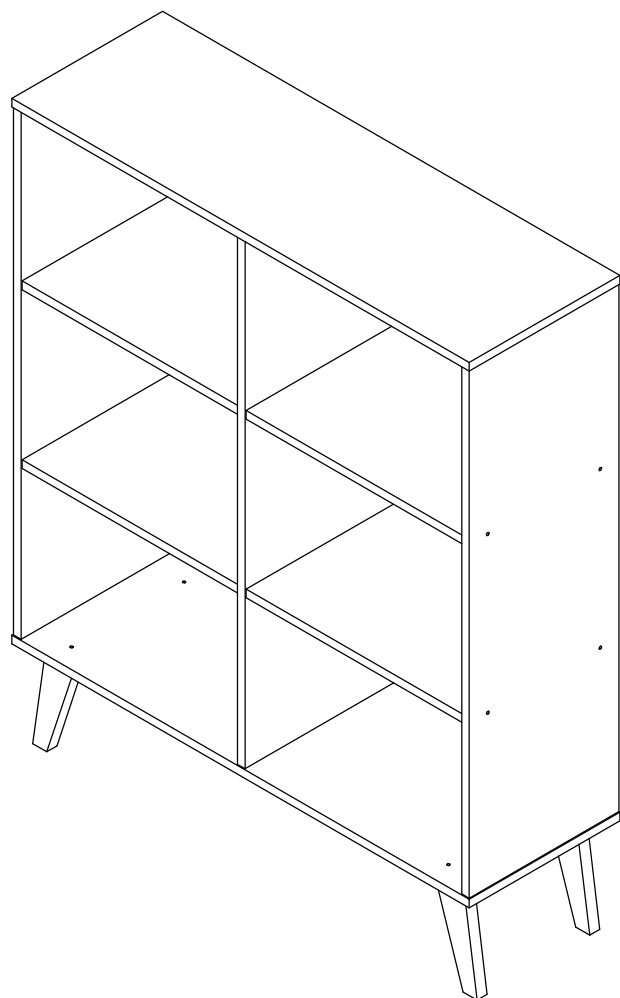



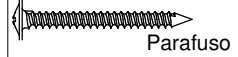




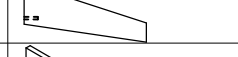


Estante 6 Nicho Retro 0668

Instruções de Montagem Assembly Instructions / Instrucciones de Montaje

01



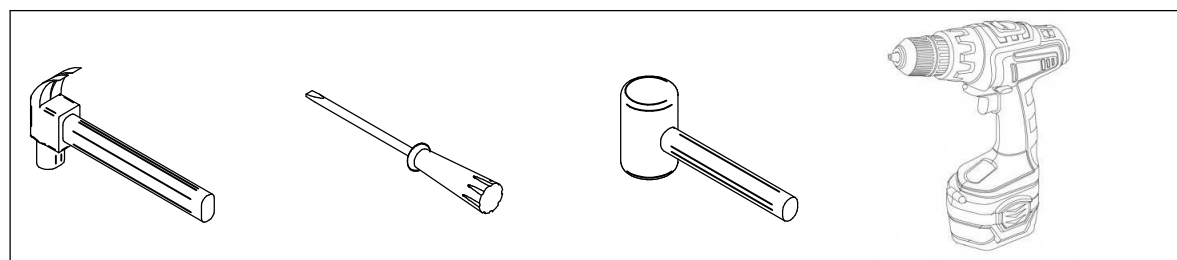
Lista de ferragens Hardware list

REF	Lista de materiais	QNT
A	 Cavilha 6 x 30	24
B	 Parafuso Flange 3,5x40	14
C	 Parafuso Flange 5x50	04
D	 Parafuso chato 3,5x14	12
E	 Prego 10 x 10	65
F	 Cantoneira Fixação 20x20	06
G	 Pé Angular	04
H	 Garra Para Costa	18
I	 Cavilha 6 x 50	04

Lista de peças / Parts lists / Lista de piezas

Nº	Descrição	Dimensão	Quant.
01	Lat Esq/Lado Izquierdo	910x298x15	1
02	Lat Dir/Lado Derecho	910x298x15	1
03	Base/Base	910x300x15	1
04	Tampo/Cubrir	910x300x15	1
05	Divisão/División	910x298x15	1
06	Prateleira Fixa/Estante Fijo	379x296x15	4
07	Costa/Costa	900x311x03	2

Ferramentas Necessárias Herramientas Necesarias



Antes de montar seu móvel, leia cuidadosamente o Manual de Instruções e o mantenha para futuras consultas.

OBRIGADO.

Antes de pegar él móvil, por favor lea el manual de instrucciones y consérvelo para consultas futuras.

Gracias.

